



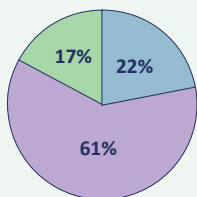
Annual Medicaid Managed Care Organization Survey Child & Adolescent Health

Demographics

In its seventh year, the 2024 survey findings represent health plan data from almost every state with Medicaid managed care. The annual survey collected information at the parent company/corporate levels and is intended to equip Medicaid stakeholders with the information needed to accurately articulate the national narrative about Medicaid managed care. The survey respondents are representative of the national demographics of all Medicaid health plans.

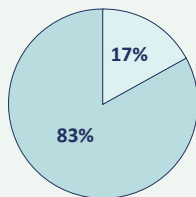
Health Plan Tax Status

- Private Nonprofit
- Private For-Profit
- Government or Other



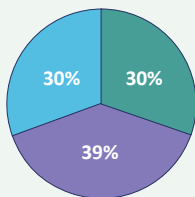
Health Plan Markets

- Single State
- Multistate



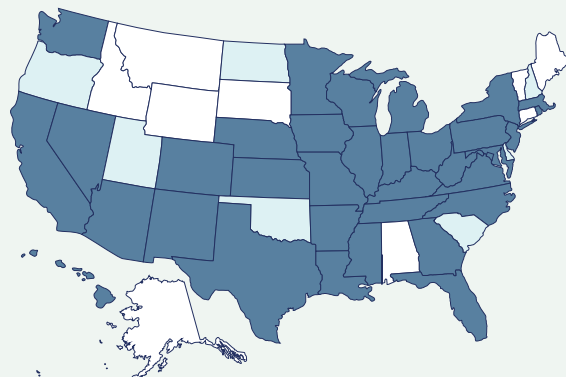
Health Plan Size

- Small Health Plans (<250K Covered)
- Medium Health Plans (250K–1 Million Covered)
- Large Health Plans (>1 Million Covered)



Note: Percentage does not equal 100% due to rounding.

Health Plan States



- Managed Care States Represented in Findings (states with capitated managed care)
- Managed Care States NOT Represented in Findings
- States without Medicaid Managed Care

Source: Institute for Medicaid Innovation. "2024 Annual Medicaid Health Plan Survey."

Barriers Medicaid Health Plans Encounter when Serving Children

86%	Families express lack of transportation to health care location		67%	Language barriers	
81%	Identifying and coordinating with schools (e.g., unable to get documentation of care provided at schools)		62%	Engaging family members who are not enrolled in the health plan	
81%	Engaging family members to address Social Determinants of Health (SDOH)		57%	Families express inability to access telehealth	
81%	Other unmet social needs expressed by families		52%	Barriers related to the child welfare system	
71%	Program fragmentation		52%	Immigration status of parents or caregivers	
71%	Churn (member or eligibility-related)		52%	Carved-out benefits	
71%	Inability finding needed health care providers/beds		33%	State policies	
71%	Coordinating with Departments of Child Services or Departments of Juvenile Justice for children engaged with child welfare or juvenile justice systems		33%	Federal policies	
			14%	Other*	

Source: Institute for Medicaid Innovation. "2024 Annual Medicaid Health Plan Survey."

Notes: *Other includes data sharing, lack of specialized pediatric providers, reimbursement rates for Medicaid, and lack of affordable housing, childcare, and groceries. No health plan selected "none."

Medicaid Health Plans' Barriers Addressing Child and Adolescent Obesity

Lack of coverage for obesity medication-based treatment options

48%

Families express barriers to accessing treatment (e.g., transportation, childcare, work schedules)

48%

Lack of policies or structures supporting pediatric dietician coverage

43%

Other*

38%

Lack of payment structure allowing for treatment coordination among different providers

33%

Lack of ancillary services such as nutritionists

33%

Lack of specialty care providers

33%

Carved-out benefits

33%

Lack of screening and support for families with food and nutrition insecurity

33%

Lack of coverage for school physical activities

33%

Program fragmentation

29%

State policies

19%

Federal policies

10%

Source: Institute for Medicaid Innovation. "2024 Annual Medicaid Health Plan Survey."

Notes: *Other includes behavioral health component completed by behavioral health MCOs; factors related to SDOH; lack of opportunities for gym membership to support increased safe place to play/expend energy; some of the newer diabetic drugs indicated for weight loss are not approved by the Food and Drug Administration for those under 18; affordable, available, and convenient healthy food options; decreased recess time for children in school; and cost of specialty drugs. Ten percent (10%) of health plans selected "we do not experience any barriers."



67%

of Medicaid health plans cover child and adolescent comprehensive obesity treatment inclusive of intensive behavioral interventions, pharmacology, metabolic, and bariatric surgery.

Source: Institute for Medicaid Innovation. "2024 Annual Medicaid Health Plan Survey."

How State Medicaid Agencies Could Further Assist Health Plans in Addressing Child and Adolescent Health

Improve data sharing between state and health plans	76%
Improve data sharing between government agencies (e.g., child welfare system, criminal justice system) and health plans	71%
Champion policies to facilitate data sharing between payers and providers	71%
Improve the quality of data shared between state and health plans	67%
Improve data sharing between health plans and community-based organizations (CBOs)	67%
Provide better education for providers on state and health plan expectations for child and adolescent health initiatives	67%
Streamline data sharing between providers and CBOs	62%
Improve data sharing between health plans and provider groups	57%
Increase resources to support the facilitation of partnerships	57%
Carve in school-based services to managed care	57%
Increase technical assistance resources	48%
Facilitate contracting with CBOs	43%
States cannot provide further assistance	14%
Other*	5%

Source: Institute for Medicaid Innovation. "2024 Annual Medicaid Health Plan Survey."

Note: *Other includes addressing the entire family; consistent directives across organizations and systems that impact child and adolescent health.